



To access OverDrive online click on the eResources page of the American Library website. Select OverDrive from the menu. (Be sure to login with your American Library credentials).

Sign in with your library card

CARD NUMBER

PIN

REMEMBER MY CARD NUMBER ON THIS DEVICE.

Cancel

SIGN IN

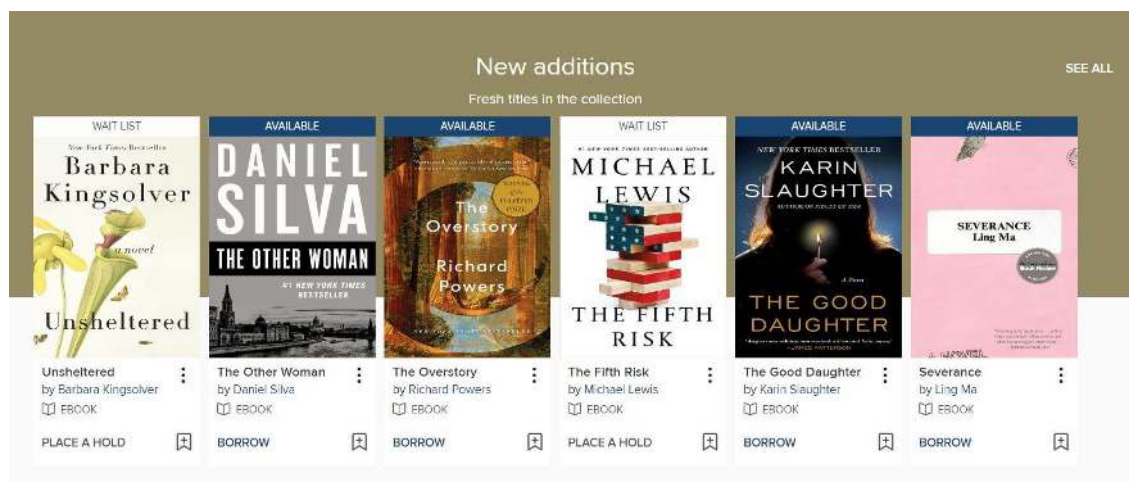
OR

Sign in with OverDrive

Sign in with Facebook

Why should I choose one of these options?
These options allow you to sign into the OverDrive app and new OverDrive websites using the same email address or Facebook account.

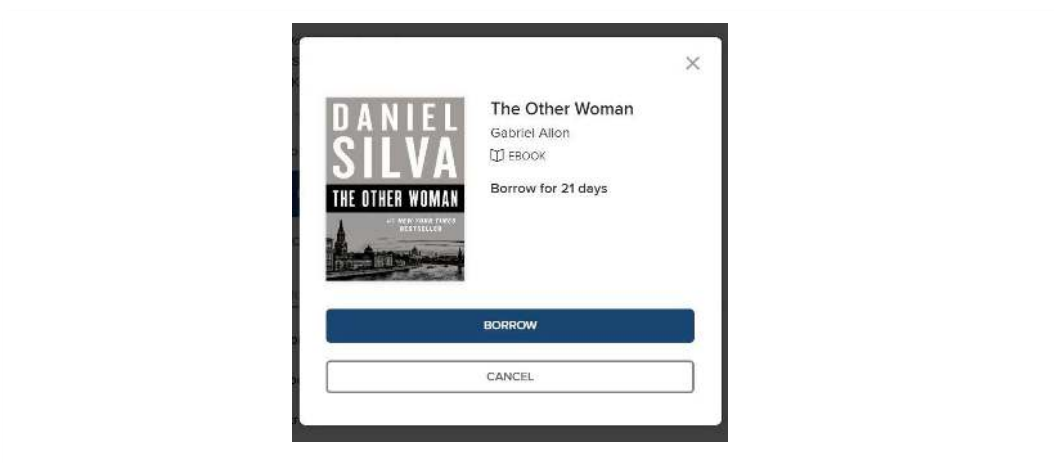
Step 1. Sign into OverDrive using your American Library card number and password.



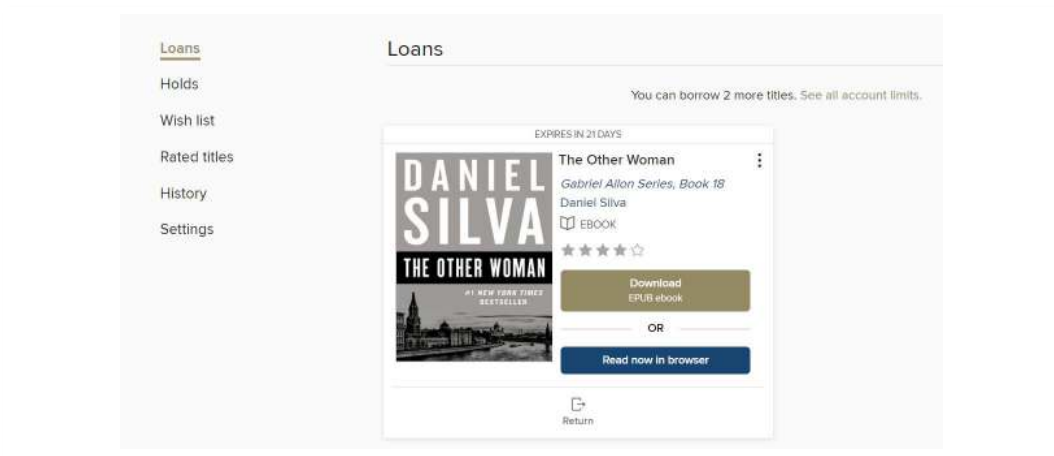
Step 2. Find a book that you are interested in and click on the photo of the book to borrow or place on hold.



Step 3. Once you have chosen a book that is available click the borrow button.



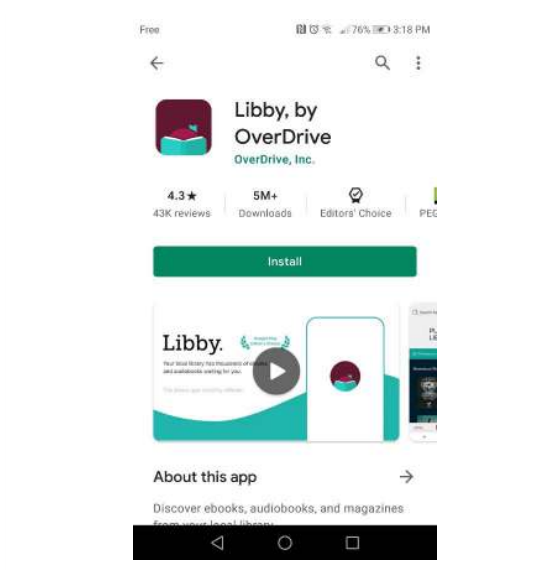
Step 4. You will receive a page that will tell you the number of days you have to borrow the book. Click on the borrow button to have access to the book.



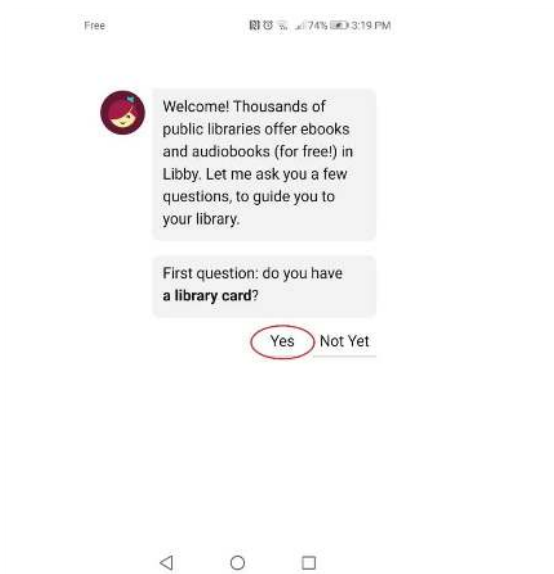
Step 5. You will be given the due date for the book and the option to download EPUB eBook or read now in your browser.

* The OverDrive app or Adobe Digital Editions is required for Downloading EPUB eBook version.

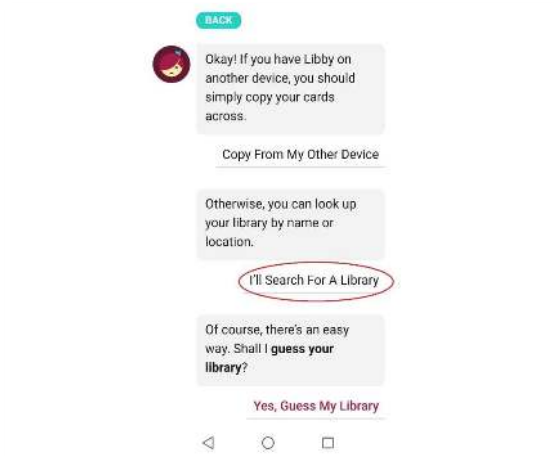
ACCESSING OVERDRIVE THROUGH THE LIBBY APP



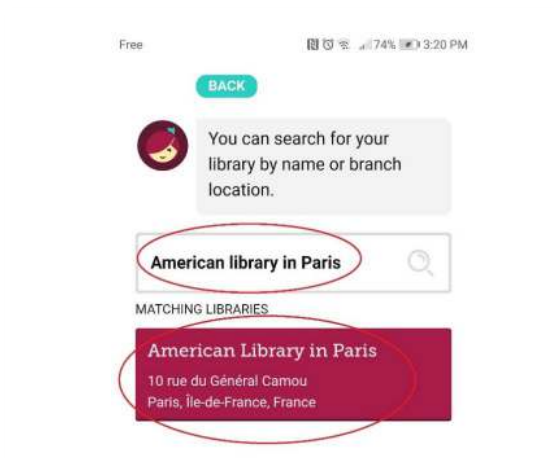
Step 1. Go to the App Store or Play Store to download the Libby App. Borrow eBooks, eMagazines and audiobooks from your library using Libby on your Apple or Android device.



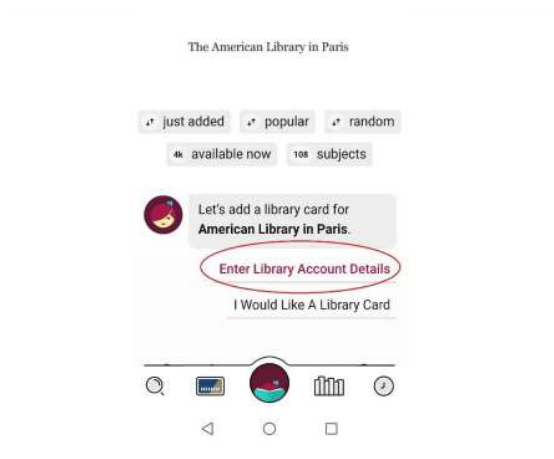
Step 2. Open the application and click yes when the system asks you do you have a library card.



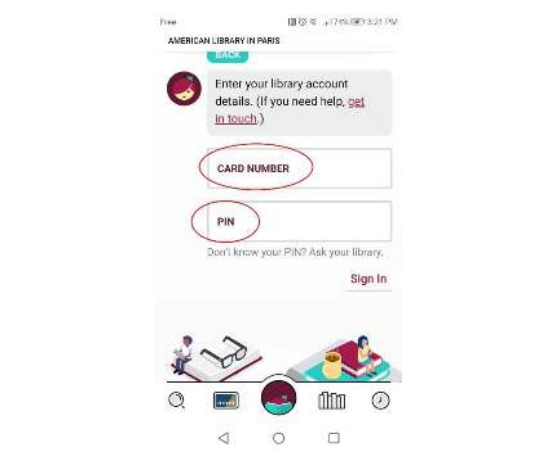
Step 3. Click on a button I'll search for a library.



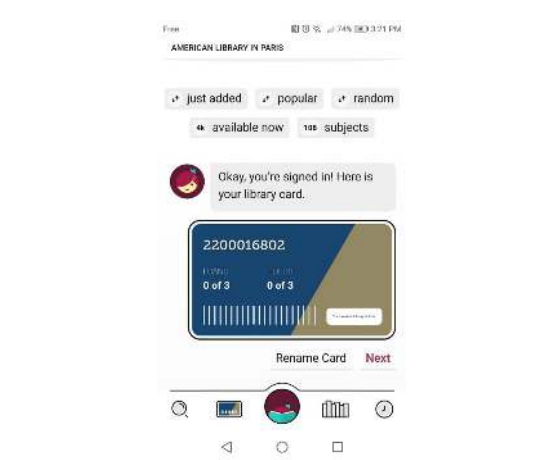
Step 4. In the search bar type American Library in Paris and click on the red button.




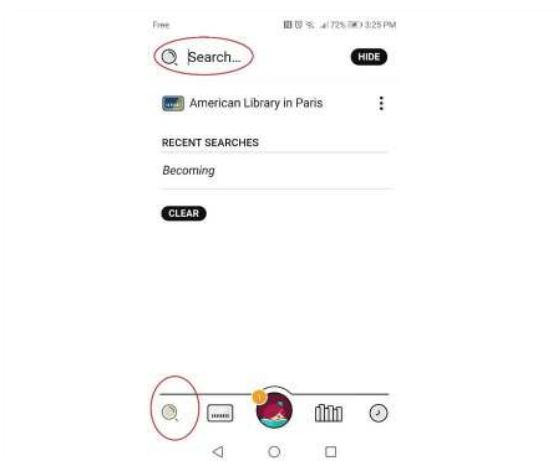
Step 5. Click on the button Enter Library Account Details.



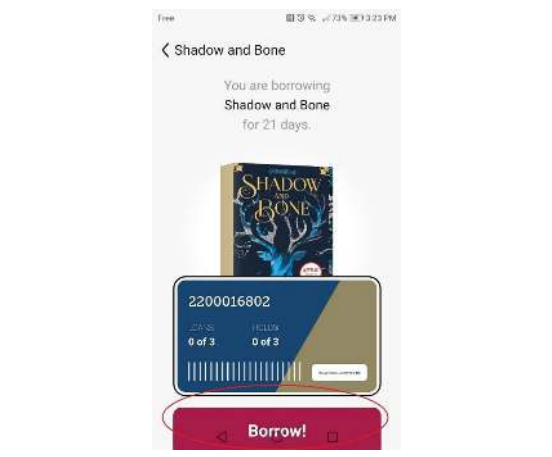
Step 6. Enter your Card number and your PIN code.



Step 7. You are now log in and you can search for the books in the application.



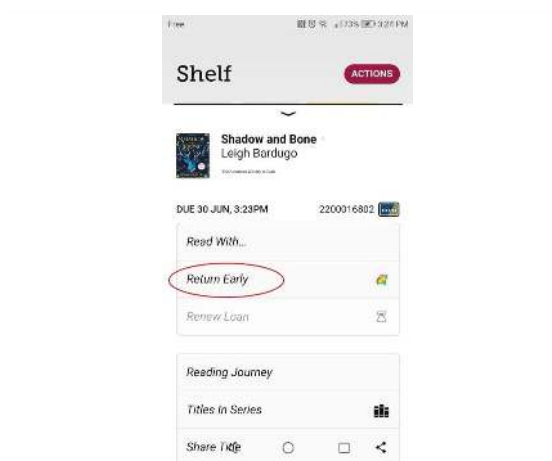
Step 8. When you find the book you want to borrow click on the button Borrow.



Step 9. Click on the button Borrow.



Step 10. If you want to return the book click on the button Manage Load.



Step 11. Click on the button Return Early.

ACCESSING OVERDRIVE THROUGH THE OVERDRIVE APP



Step 1. Go to the App Store or Play Store to download the OverDrive App. Borrow eBooks, audiobooks, and streaming video from your library using OverDrive on your Apple or Android device.

Step 2. To Access the App, click the sign in button below "Already have an account."

Step 3. Click the sign in using library card.

Step 4. Enter your American Library in Paris library card number and pin.

Step 5. Use the search box to find the American Library in Paris.

Step 6. Click on the name of the library to access the App to be able to download books.