










To access OverDrive online click on the eResources page of the American Library website. Select OverDrive from the menu. (Be sure to login with your American Library credentials).


The American Library in Paris


Subjects Collections  [Sign in](#)

We've released a new feature to give you more control over your holds. [Learn more here.](#) 

American Library Book Award: selection from 2019 shortlist [SEE ALL](#)

AVAILABLE	AVAILABLE	WAIT LIST	WAIT LIST	WAIT LIST
				


Sign in with your library card



CARD NUMBER


PIN


☐ REMEMBER MY CARD NUMBER ON THIS DEVICE.

[Cancel](#)

[SIGN IN](#)

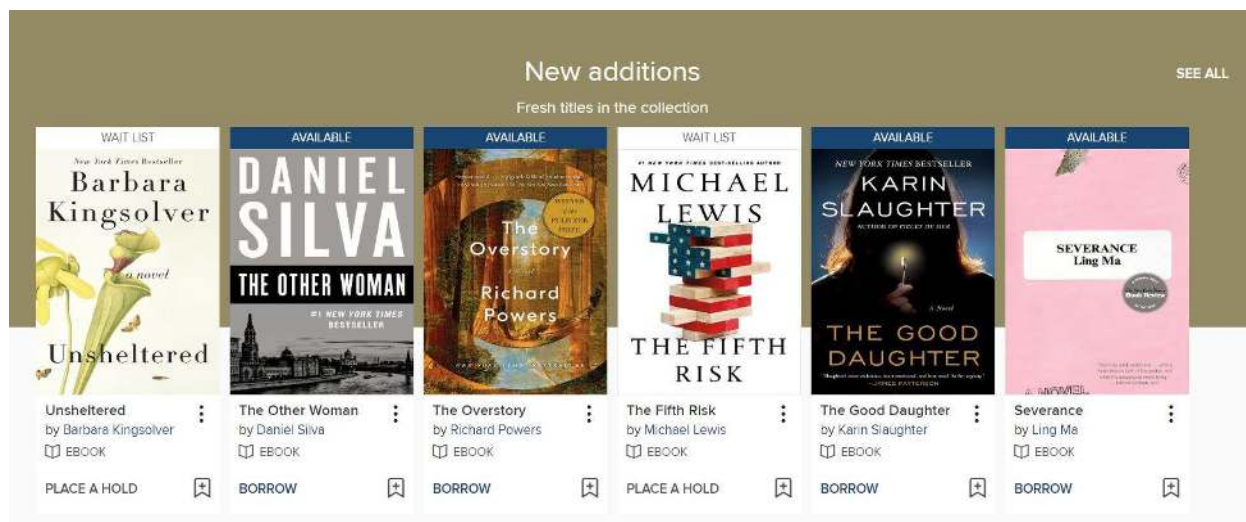
OR

 [Sign in with OverDrive](#)

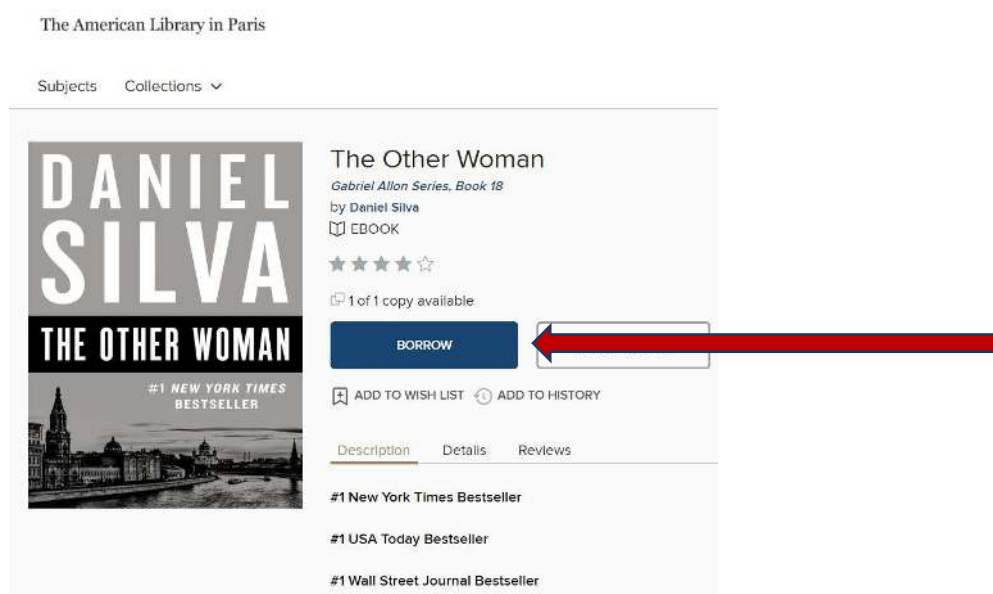
 [Sign in with Facebook](#)

Why should I choose one of these options?
These options allow you to sign into the OverDrive app and new OverDrive websites using the same email address or Facebook account.

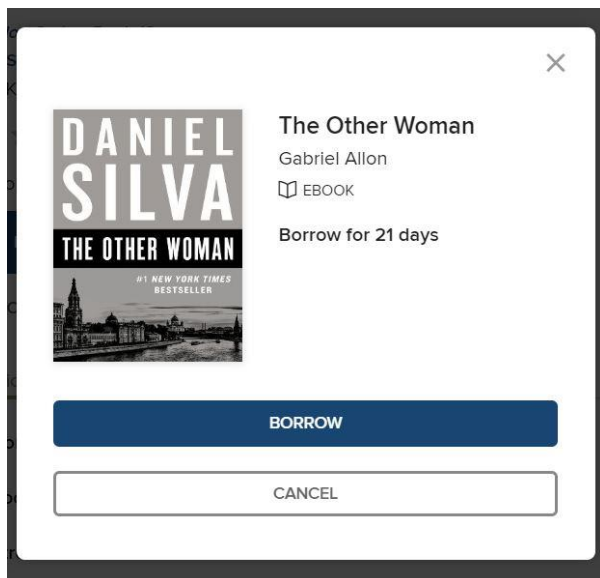
Step 1. Sign into OverDrive using your American Library card number and password.



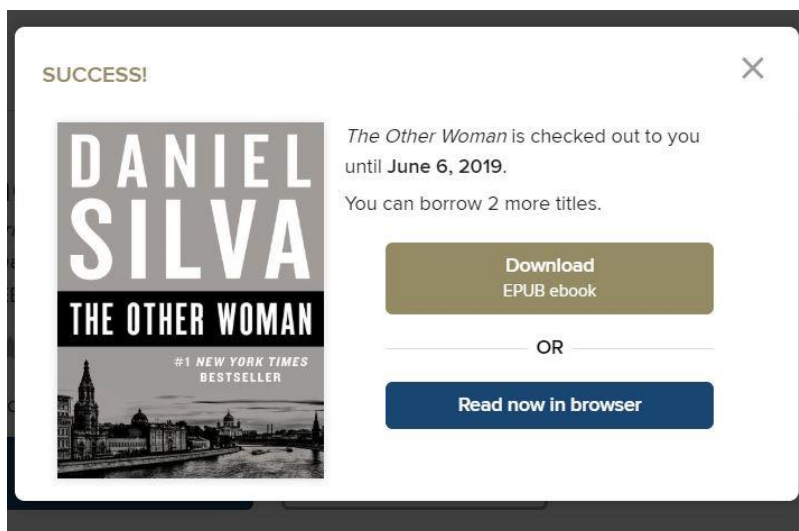
Step 2. Find a book that you are interested in and click on the photo of the book to borrow or place on hold.



Step 3. Once you have chosen a book that is available click the borrow button.

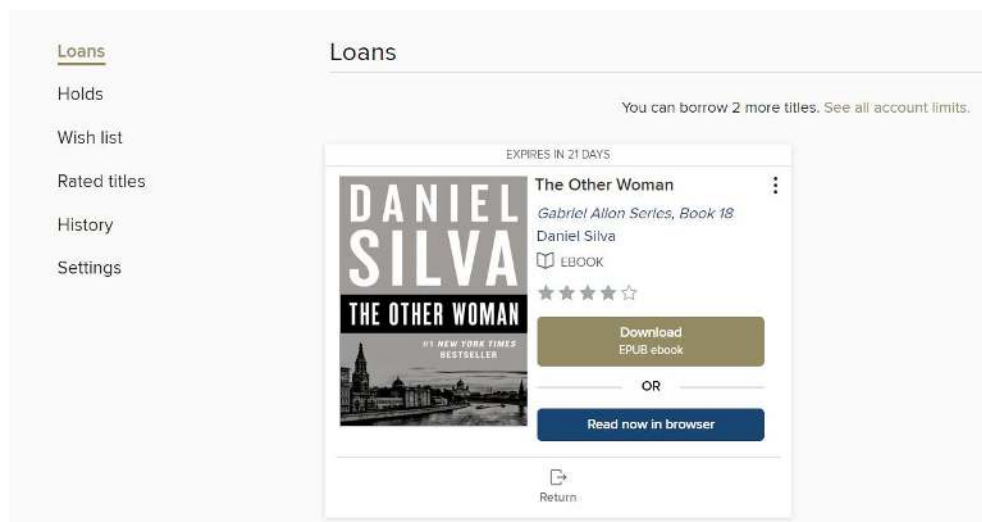


Step 4. You will receive a page that will tell you the number of days you have to borrow the book. Click on the borrow button to have access to the book.



Step 5. You will be given the due date for the book and the option to download EPUB eBook or read now in your browser.

* The OverDrive app or Adobe Digital Editions is required for Downloading EPUB eBook version.



Step 6. When you have completed reading your book you can go to MyAccount at the top right of the web page. From the drop-down menu click on loans where you will find your checkouts. Click return at the bottom of the box of the book you would like to return.

Accessing OverDrive through the App



Step 1. Go to the App Store or Play Store to download the OverDrive App. Borrow eBooks, audiobooks, and streaming video from your library using OverDrive on your Apple or Android device.

Step 2. To Access the App, click the sign in button below "Already have an account."

Step 3. Click the sign in using library card.

Step 4. Enter your American Library in Paris library card number and pin.

Step 5. Use the search box to find the American Library in Paris.

Step 6. Click on the name of the library to access the App to be able to download books.